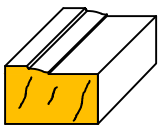


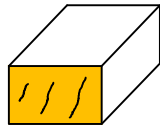
Wood Brickmoulds*

cPVC Brickmoulds




WP 908

$\frac{5}{4} \times 2''$



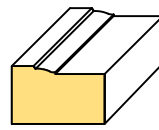
Flat

$\frac{5}{4} \times 2''$



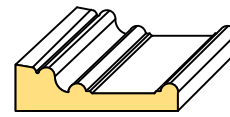
Bullnose

$1\frac{1}{2}'' \times 1\frac{7}{16}''$



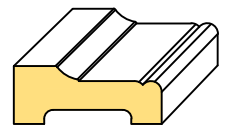
908

$\frac{5}{4} \times 2''$



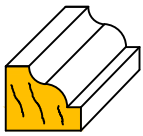
Williamsburg

$\frac{5}{4} \times 3\frac{1}{2}''$



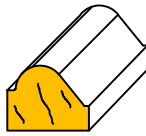
Colonial

$\frac{5}{4} \times 3\frac{1}{4}''$



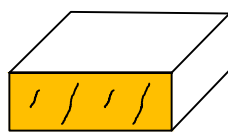
Jefferson

$1\frac{3}{8}'' \times 1\frac{5}{8}''$



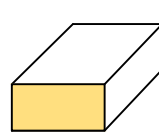
Richmond

$1\frac{7}{16}'' \times 1\frac{3}{4}''$



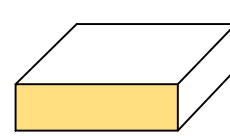
Lexington

$\frac{5}{4} \times 3\frac{1}{2}''$



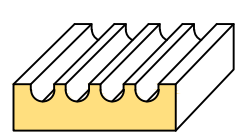
Flat

$\frac{5}{4} \times 2''$




Flat

$\frac{5}{4} \times 3\frac{1}{2}''$




Fluted

$\frac{5}{4} \times 3\frac{1}{4}''$



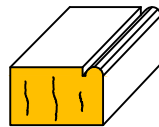
Fairmount

$\frac{5}{4} \times 2''$



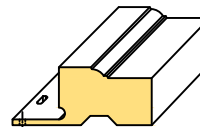
Hartford

$1\frac{3}{8}'' \times 1\frac{5}{8}''$



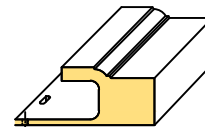
Beaded

$\frac{5}{4} \times 2''$



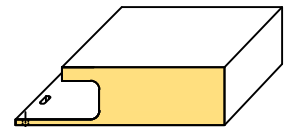
908 w/ Integral Nailfin

$\frac{5}{4} \times 2''$



908 w/ Integral Nailfin and J-Channel

$\frac{5}{4} \times 2''$

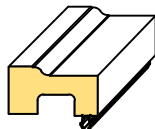


Flat w/ Integral Nailfin and J-Channel

$\frac{5}{4} \times 3\frac{1}{2}''$

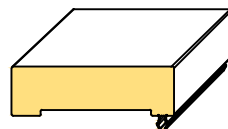
* Can be used with cPVC Freedom Frame
Available in Pine or Mahogany

Snap Fit cPVC Brickmoulds



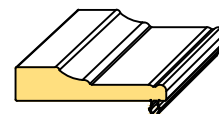
908-S

$\frac{5}{4} \times 2''$



Lexington-S

$\frac{5}{4} \times 3\frac{1}{2}''$



Colonial-S

$\frac{3}{4} \times 3\frac{1}{4}''$