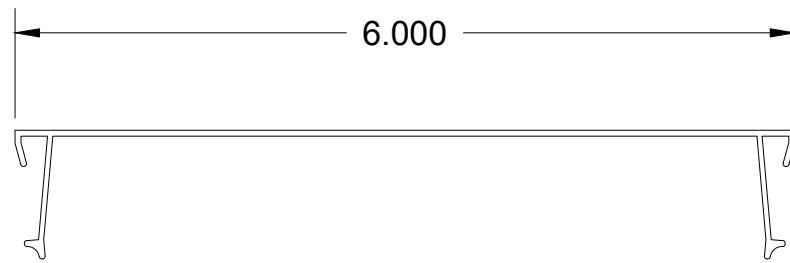
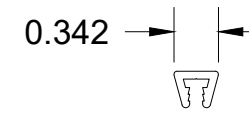


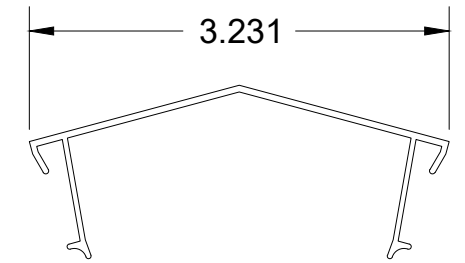
TLW-S-45
4" MULL WITH BEAD



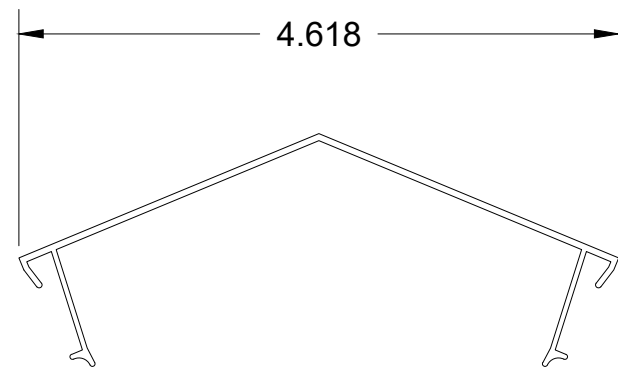
TLW-S-48
6" MULL



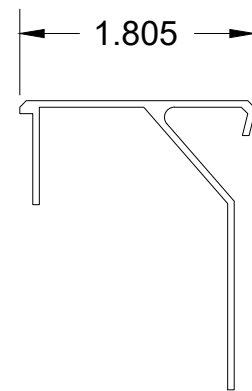
TLW-S-50
0 DEGREE MULL



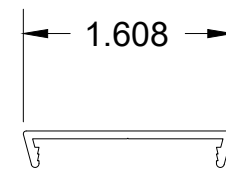
TLW-S-52
30 DEGREE MULL



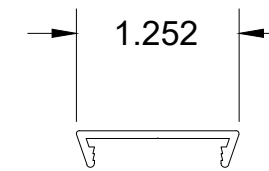
TLW-S-53
45 DEGREE MULL



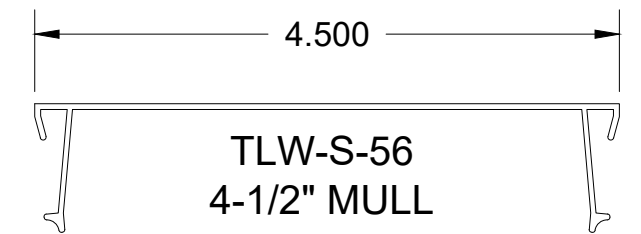
TLW-S-54
BOW/BAY CAP



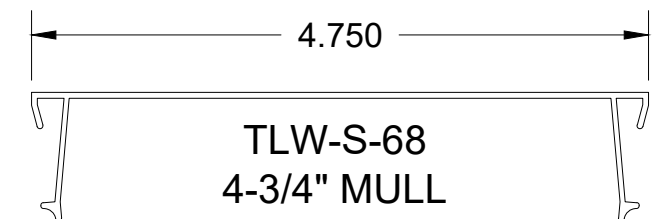
TLW-S-55
DR2 MULL



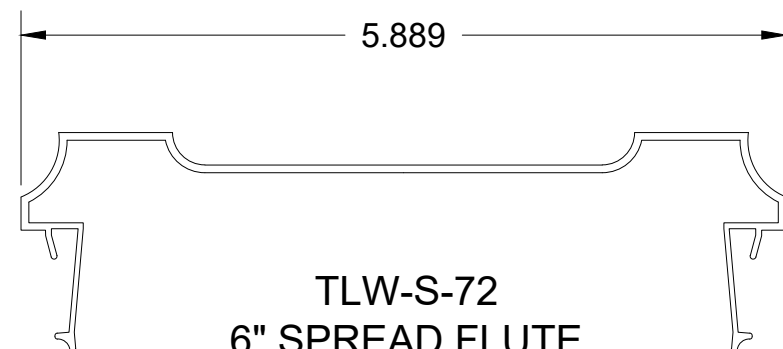
TLW-S-60
C3000 MULL



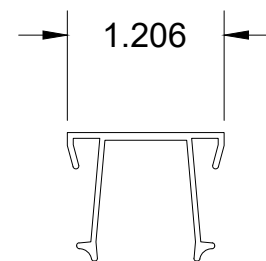
TLW-S-56
4-1/2" MULL



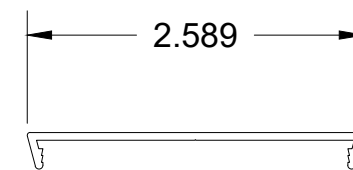
TLW-S-68
4-3/4" MULL



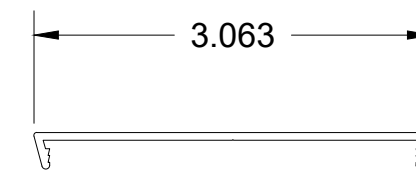
TLW-S-72
6" SPREAD FLUTE



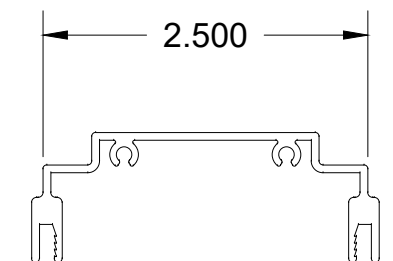
TLW-S-73
1-1/4" MULL - FLAT



TLW-S-87
2-1/2" MULL



TLW-S-92
3" MULL



S15909
BOX MULL

MY SIGNATURE BELOW INDICATES MY APPROVAL
OF DESIGN AND DIMENSIONS AS SHOWN.
I AUTHORIZE PRODUCTION OF SAME.

CUSTOMER: _____

BY: _____

DATE: _____

THE INFORMATION CONTAINED IN THIS DRAWING IS THE
SOLE PROPERTY OF TRIMLINE WINDOWS INC. ANY
REPRODUCTION IN PART OR AS A WHOLE WITHOUT THE
WRITTEN PERMISSION OF TRIMLINE WINDOWS INC. IS
PROHIBITED.



TRIMLINE

WOOD WINDOWS

50 Louise Drive
Ivyland, Pennsylvania, 18974

DESCRIPTION:

STANDARD MULLS

CUSTOMER:

SIZE: A SCALE: N.T.S. SHEET: 1 OF 1

DRAWN BY: L.Z. DATE: 8/14/17 DWG #: A-1860